

# FORUM

The Stiegemeyer-Group's company magazine



## How to store the optimum height to stand up from your care bed

25. June 2020 // **Did you know?**

Our care beds of the Elvido and Venta series feature a particularly large height adjustment range from approx. 25 to 80 cm. During adjustment, the beds make a stop at approx. 38 cm, because this height is ergonomically ideal for many people to stand up and sit down. But how should you proceed if very small or very tall residents want a different automatic height for getting up? Product Manager Michaela Amedick explains how you can easily change the intermediate stop using the handset.

## How to store the optimum height to stand up from your care bed

Our care beds of the Elvido and Venta series feature a particularly large height adjustment range from approx. 25 to 80 cm. During adjustment, the beds make a stop at approx. 38 cm, because this height is ergonomically ideal for many people to stand up and sit down. But how should you proceed if very small or very tall residents want a different automatic height for getting up? Product Manager Michaela Amedick explains how you can easily change the intermediate stop using the handset.



Did you know?




Did you know?

Move the bed to the desired new sit-to-stand height using the handset.




Did you know?

Check together with the resident whether the new height is really comfortable and safe. The soles of the resident's feet should touch the floor completely when he or she sits on the side of the bed.




Did you know?

When the new sit-to-stand height is fully set, press the two upper left buttons on the handset simultaneously three times in succession.



Did you know?

Then immediately press the third left button from above. You will now hear a signal tone to confirm that the new intermediate stop has been saved.



Did you know?

It is just as easy to restore the default setting with the intermediate stop at approx. 38 cm, if, for example, a new resident uses the bed. To do this, press the two top left-hand buttons simultaneously three times in succession.



Did you know?

Immediately afterwards, press the third right button from above for 5 seconds. You will hear a pulsing signal tone. When it stops, the bed is reset to the default setting.